

2022 YEAR-END RETAIL MARKET REPORT

INVESTORS
REALTY INC.

MARKET SNAPSHOT



51,506,380 SF
INVENTORY



4.6%
VACANCY RATE



\$15.53 PSF
AVG ASKING RENT



351,206 SF
UNDER CONSTRUCTION



321,802 SF
DELIVERIES

NOTABLE LEASES OF 2022



110 S 243RD STREET*

Tenant Lucky Eleven LLC
Leased SF 7,960




17110 DAVENPORT STREET

Tenant Ancho & Agave
Leased SF 10,804



1401 JONES STREET

Tenant W. Dale Clark Library
Leased SF 30,649



100 N 10TH STREET*

Tenant Worley Investments, LLC
Leased SF 14,504



2809 S 125TH AVENUE

Tenant MW Climbing
Leased SF 24,000



3555 S 140TH PLAZA*

Tenant Klaton Theaters
Leased SF 92,114



17202 LAKESIDE HILLS PLAZA

Tenant Spare Time Entertainment
Leased SF 50,000



13320 W MAPLE ROAD

Tenant Ulta Beauty
Leased SF 9,576



L STREET MARKETPLACE

Tenant Rally House
Leased SF 9,400



VILLAGE POINTE

Tenant Cheddar's
Leased SF 7,500

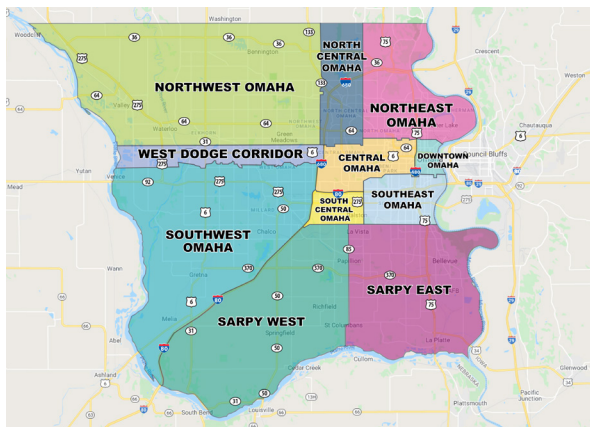
**Denotes an Investors Realty transaction*

This data includes all retail buildings in the Omaha Metro Area that are classified as General Retail, Strip Retail, and Neighborhood Centers. Council Bluffs, IA is not included.

12500 I Street · Suite 160, Omaha, NE 68137 | 402.330.8000 | investorsomaha.com [in](#) [f](#) [ig](#)

2022 END OF YEAR SUMMARY

SUBMARKETS	INVENTORY (BUILDINGS)	INVENTORY (SF)	VACANT SF	VACANCY RATE	NET ABSORPTION (SF)	AVERAGE ASKING RENTAL RATE (PSF)
Central Omaha	604	7,705,411	548,547	7.2%	118,677	\$17.43
Downtown	284	2,615,981	131,027	5.1%	(16,339)	\$16.06
West Dodge Corridor	155	3,546,938	143,628	3.9%	46,828	\$20.61
North Central Omaha	265	3,453,852	295,073	8.5%	46,494	\$11.15
Northeast Omaha	580	3,190,909	44,077	1.6%	(6,501)	\$11.86
Northwest Omaha	358	4,750,789	217,917	4.3%	98,326	\$16.50
Southwest Omaha	700	12,345,789	912,931	6.7%	355,464	\$15.81
Southeast Omaha	586	3,607,262	63,046	1.0%	17,607	\$13.25
South Central Omaha	197	2,035,918	79,724	3.1%	16,139	\$12.82
Sarpy West	93	1,147,894	48,520	4.2%	43,830	\$19.86
Sarpy East	532	7,105,637	355,541	5.1%	74,237	\$15.48
Omaha Market	4,354	51,506,380	2,840,031	4.6%	794,762	\$15.53



Omaha Submarkets

CONTRIBUTORS


Brian Kuehl
bkuehl@investorsomaha.com



Brian Farrell
bfarrell@investorsomaha.com



Molly Kuehl
mkuehl@investorsomaha.com



Dan Grant
dgrant@investorsomaha.com



INVESTORS REALTY, INC.
12500 I Street, Suite 160
Omaha, NE 68137
402.330.8000

investorsrealty@investorsomaha.com

in f



SIGN UP FOR MARKET REPORTS AT
INVESTORSOMAHA.COM

The Investors Realty, Inc. Omaha Retail Report is based on data provided by CoStar. This report includes all retail buildings in the Omaha Metro Area. Council Bluffs, IA is not included.